

Montgomery Township School District



Proposed Budget 2020-21

Maintaining Excellence

April 28, 2020

Montgomery Township School District Agenda



- **Factors in Building a Budget**
- **Budget Development Process**
- **Explanation of Funds**
- **Enrollment**
- **Sources of Revenue**
- **Proposed Expenditures**
- **Tax Impact**
- **Questions**

Montgomery Township School District

Factors Included in the Process of Planning a Budget



- Resources
- Student Achievement
- Safety and Security
- Improving Transportation System
- Enrollment Projections
- Class Size
- Special Education
- Staffing, Contracts and Benefits
- Program Offerings
- Technology
- Professional Development
- Curriculum and Instruction
- Supplies and Equipment
- Facilities and Maintenance

Montgomery Township School District Budget Development Process



The budget development process is ever going with the board, administration and community

- **September 2019** - District staff collaboratively determine needs for the 2020-21 budget
- **January/February** – Superintendent and central office administration review budget requests for reasonableness of needs within district resources
- **February 27, 2020** – State aid notices were released to school districts
- **March 13, 2020** – Proposed budget presented to Operations, Facilities and Finance Committee

Montgomery Township School District Budget Development Process



- **March 18, 2020** – Proposed budget presented to the Board and the Board of Education adopts a tentative budget
- **March 20, 2020** - District submits the budget to the Executive County Superintendent for approval
- **April 2020** - The Executive County Superintendent approval is required prior to advertising
- **April 24, 2020** – Advertised budget and notice of public hearing in the newspaper
- **April 28, 2020** - Public Hearing and Board of Education adoption of the 2020-21 school budget

Montgomery Township School District Explanation of Funds



● General Fund

- Operating Budget

● Special Revenue Fund

- State, Federal and Local Grants

● Debt Service Fund

- Principal and Interest Payments on Existing Debt

Montgomery Township School District Enrollment



Fiscal Year	Enrollment	Change in Enrollment	Percentage Change in Enrollment
2020/2021*	4651	-21	-0.45%
2019/2020	4672	-12	-0.26%
2018/2019	4684	-103	-2.15%
2017/2018	4787	-12	-0.25%
2016/2017	4799	36	0.75%

***2020/2021 are Estimated Projections**

Montgomery Township School District

Sources of Revenue General Fund

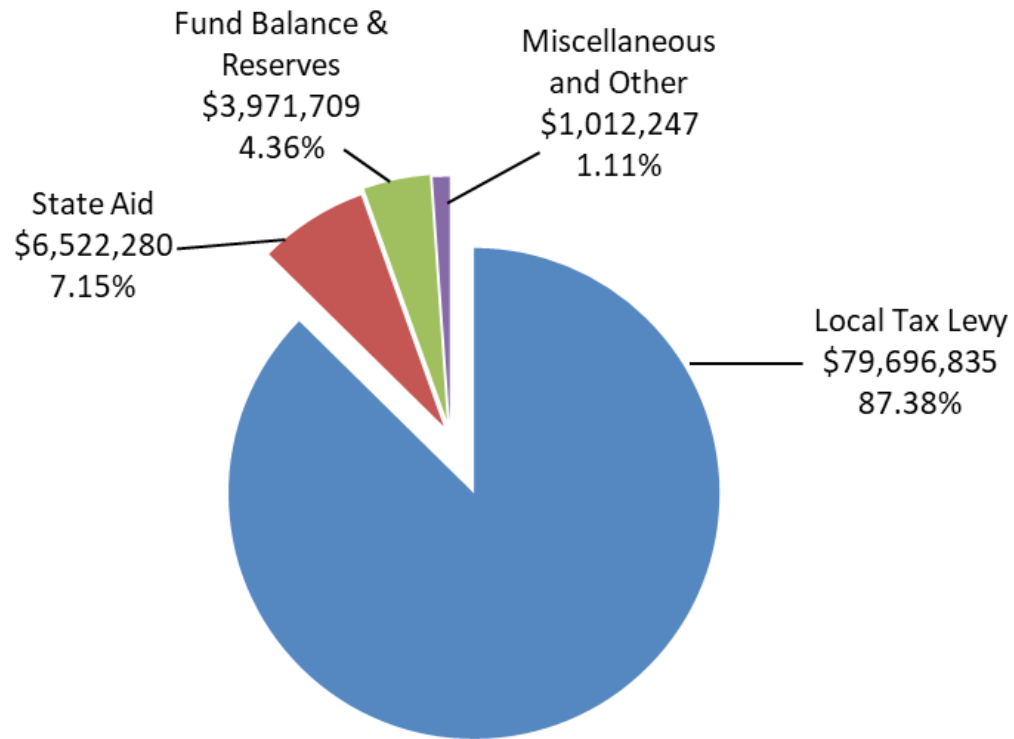


Where Does the Money Come From?



15

Montgomery Township School District General Fund Revenues \$91,203,071



Montgomery Township School District



2020-21 Budget Sources of General Fund Revenues

Source	2019-20	2020-21	\$ Inc/(Dec)
Local Taxes	78,134,152	79,696,835	1,562,683
State Aid	5,808,612	6,522,280	713,668
Fund Balance & Reserves	5,551,108	3,971,709	(1,579,399)
<u>Miscellaneous & Other</u>	<u>1,253,875</u>	<u>1,012,247</u>	<u>(241,628)</u>
Total General Fund =====	90,747,747 =====	91,203,071 =====	455,324 =====

Montgomery Township School District



2020-21 Budget Sources of Debt Service Fund Revenues

Source	2019-20	2020-21	\$ Inc/(Dec)
Local Taxes	7,555,883	7,097,597	(458,286)
State Aid	703,202	712,773	9,571
<u>Fund Balance & Reserves</u>	<u>2</u>	<u>361,425</u>	<u>361,423</u>
Total Debt Service Fund =====	8,259,087 =====	8,171,795 =====	(87,292) =====


Montgomery Township School District

Proposed Expenditures

General Fund



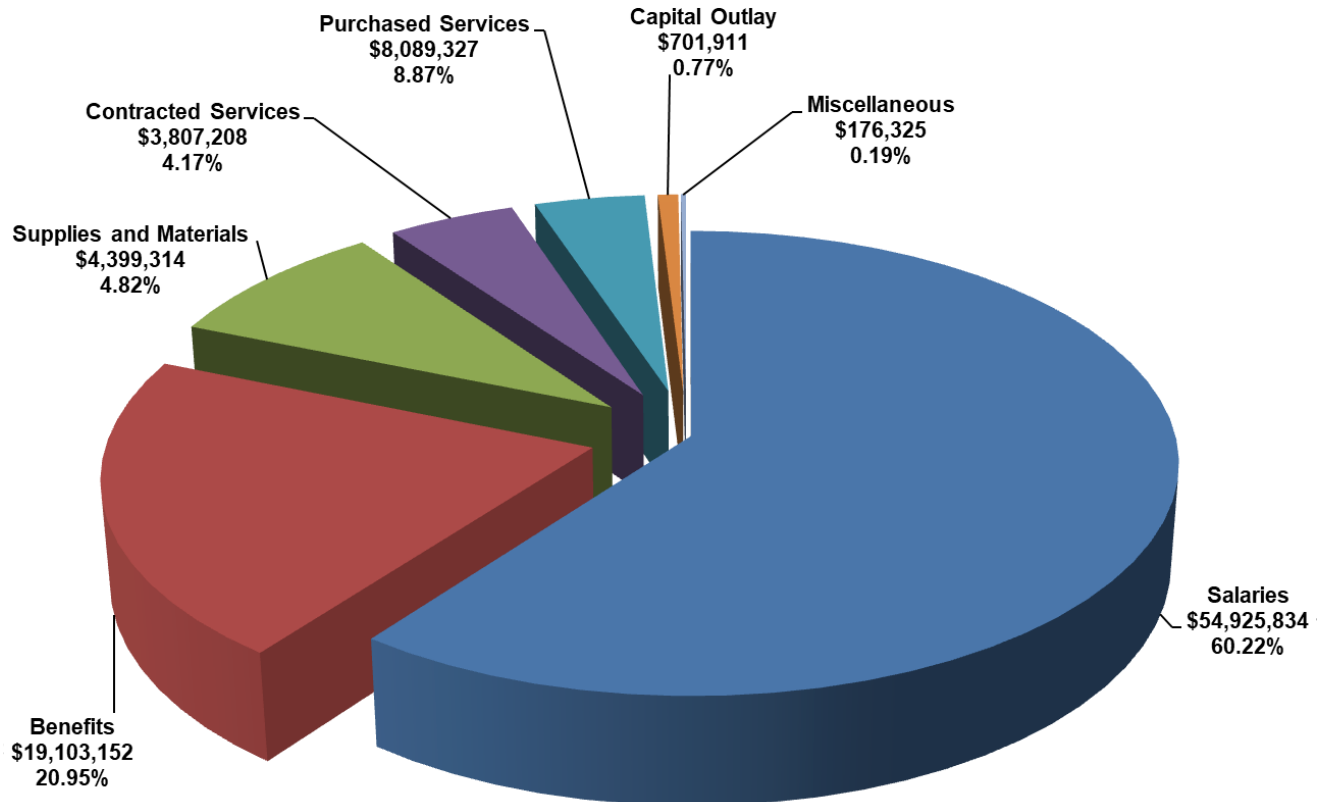
Where Does the Money Go?



Montgomery Township School District

General Fund Proposed Expenditures (Object)

€91 203 071

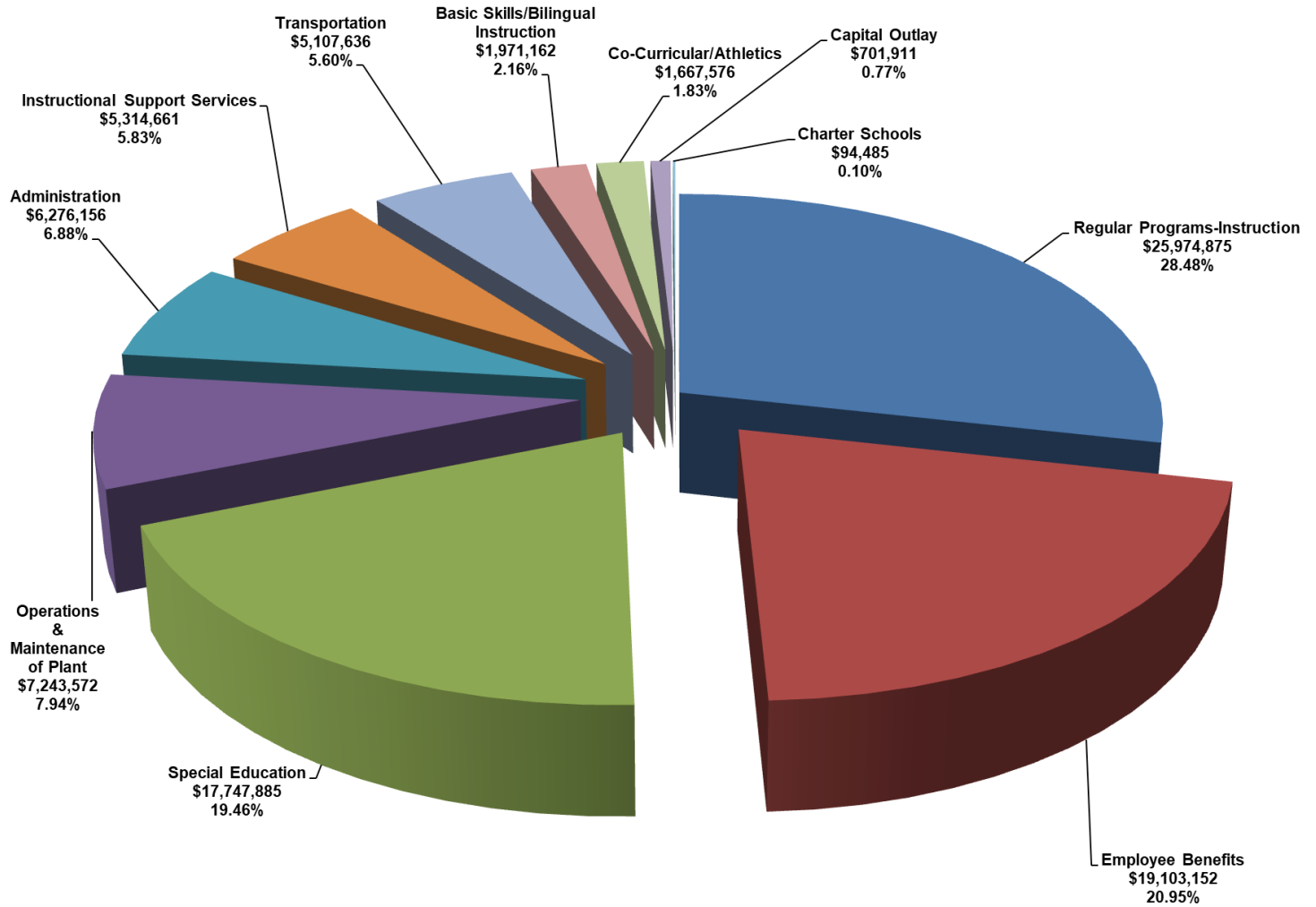


Montgomery Township School District



General Fund Proposed Expenditures (Function)

€91 203 071



Montgomery Township School District



General Fund Function Comparison

	2019-20	2020-21	\$ Inc/(Dec)	% Inc/(Dec)
Regular Programs-Instruction	25,907,277	25,974,875	67,598	0.26%
Employee Benefits	18,262,732	19,103,152	840,420	4.60%
Special Education	17,607,729	17,747,885	140,156	0.80%
Operations & Maintenance of Plant	7,030,603	7,243,572	212,969	3.03%
Administration	6,398,505	6,276,156	(122,349)	-1.91%
Instructional Support Services	5,494,273	5,314,661	(179,612)	-3.27%
Transportation	5,129,686	5,107,636	(22,050)	-0.43%
Basic Skills/Bilingual Instruction	1,959,698	1,971,162	11,464	0.58%
Co-Curricular/Athletics	1,524,134	1,667,576	143,442	9.41%
Capital Outlay	1,350,437	701,911	(648,526)	-48.02%
Charter Schools	<u>84,673</u>	<u>94,485</u>	<u>9,812</u>	<u>11.59%</u>
Total General Fund	90,749,747	91,203,071	453,324	0.50%

Montgomery Township School District



Tax Impact Montgomery Township

Assessed Valuation **\$3,920,178,277**
+\$34,599,360 (+.89%)

**Estimated Projected School
Tax Rate** **\$2.162**
**+.009 per \$100 Assessed
Valuation**

Average Assessment **\$502,542**
+\$50

Montgomery Township School District



Tax Impact Rocky Hill

Assessed Valuation **\$132,166,100**
+\$1,144,400 (+.87%)

**Estimated Projected School
Tax Rate** **\$1.544**
**+.036 per \$100 Assessed
Valuation**

Average Assessment **\$447,887**
+\$161



Questions

