

Name: _____

CHAPTER
1

Numbers to 5

Lesson 1 All About 1 and 2

Circle the groups of 2.




Name: _____

Count and write.


1



2



3













4



Name: _____

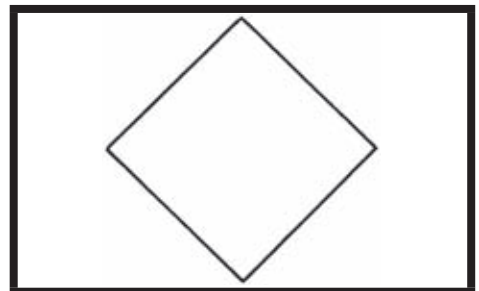
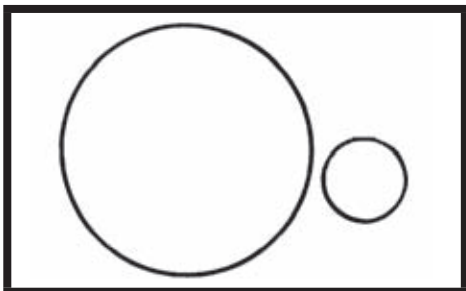
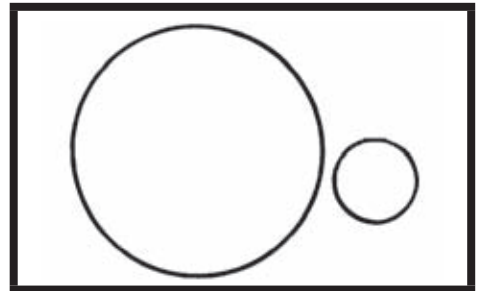
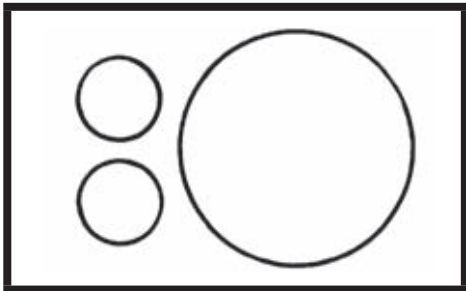
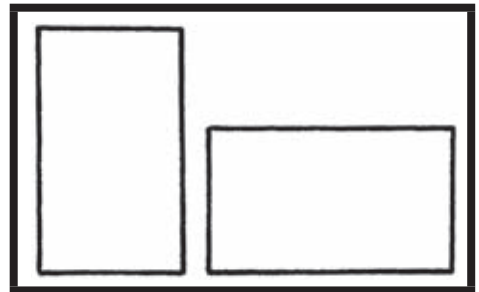

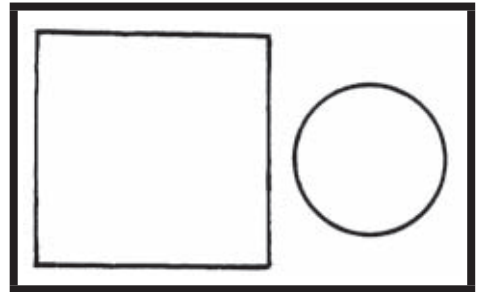
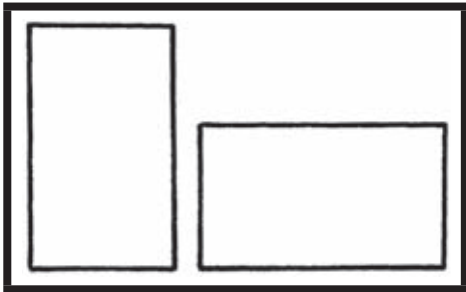
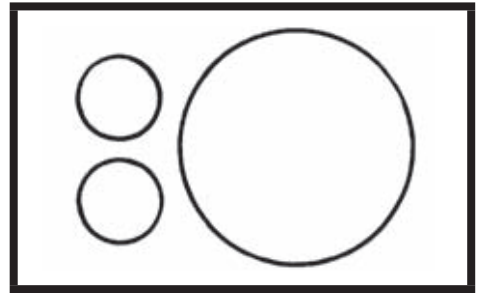
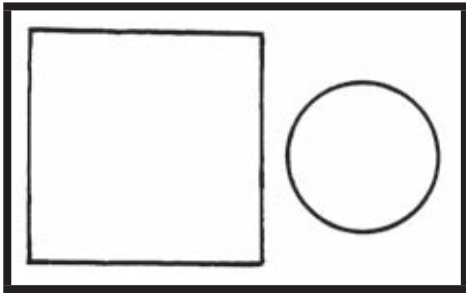
Lesson 2 Finding Matches

Which are the same? Match.



Name: _____

Which are the same? Match.





© 2012 Marshall Cavendish International (Singapore) Private Limited. Copying is permitted; see page ii.

Name: _____



Color to make the same.

How many are colored? Count and write.



1





2




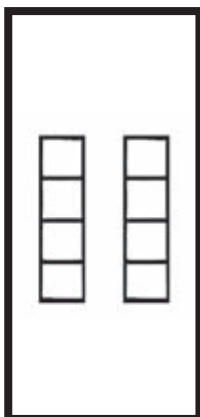
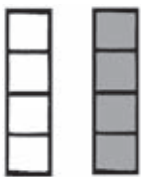
3




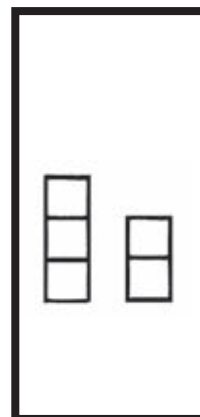
4



5



6




Name: _____



Lesson 3 Not the Same but Different: All About 3

What is different? Color.

1



2

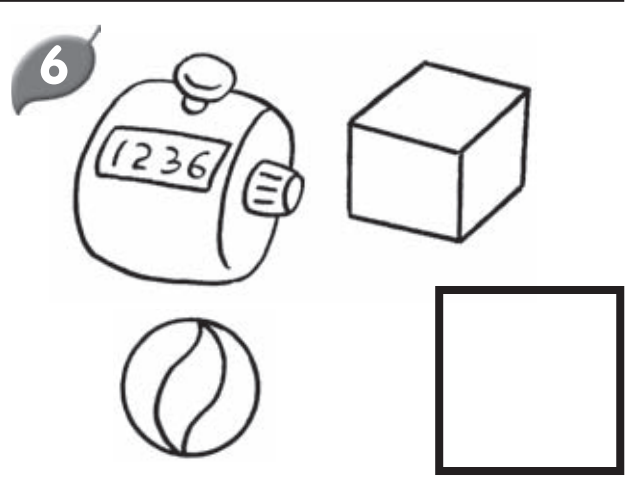




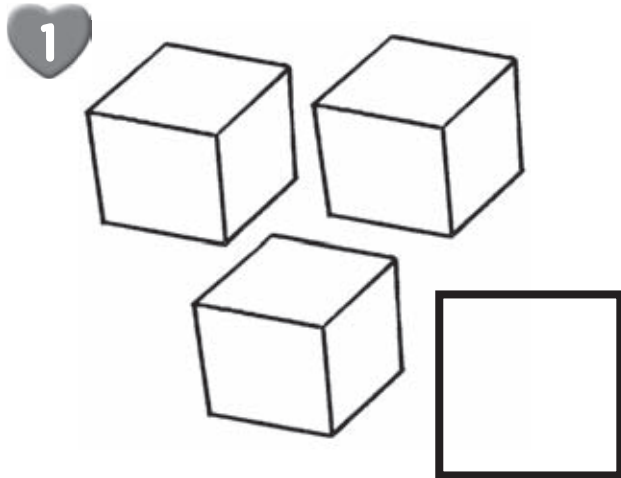


3




Name: _____

Which are the same? Color.
Which are different? Circle.
Put a ✓ if it shows 3.



Name: _____

Look at the picture.



Count and write.



Name: _____


Lesson 4 Why Is This Different? All About 4

Which family has 4? Color.


1



2



3




Name: _____

Pair.

1

•


•



2

•


•



3

•


•



4

•


•




Name: _____

Count and write.


1



2



3




4



Name: _____

Lesson 5 All About 5

Circle the groups of 5.



© 2012 Marshall Cavendish International (Singapore) Private Limited. Copying is permitted; see page ii.

Name: _____

Count and write.

1




2



3





4



Name: _____

Lesson 6 Spotting Small Differences

Circle the differences.



Name: _____

Which has 5 differences? Circle.

