

Name: _____

CHAPTER
3


Order by Size, Length, or Weight

Lesson 1 Ordering Things by Size

Circle the biggest book.

Color the middle-sized ruler.


Make an X on the smallest pencil.




Name: _____

**Circle the things that belong together.
Tell a friend why.**


1



2



3




© 2012 Marshall Cavendish International (Singapore) Private Limited. Copying is permitted; see page ii.

Name: _____

Lesson 2 Comparing Sizes

Look at the picture. Read and colour.



1 The cat is

bigger than
smaller than

 the mouse.

2 The mouse is

taller than
smaller than

 the boy.


3 The girl is

shorter than
bigger than


 the boy.

Name: _____

Color the taller girl.



Color the bigger fish.



Color the smaller flower.



© 2012 Marshall Cavendish International (Singapore) Private Limited. Copying is permitted; see page ii.

Name: _____

Lesson 3 Ordering Things by Length

Match.

1




● longest



● shortest



2




● longest



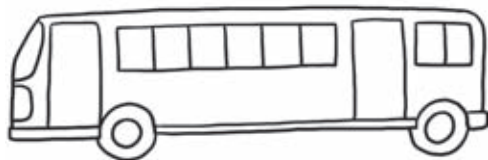
● shortest



3



● longest


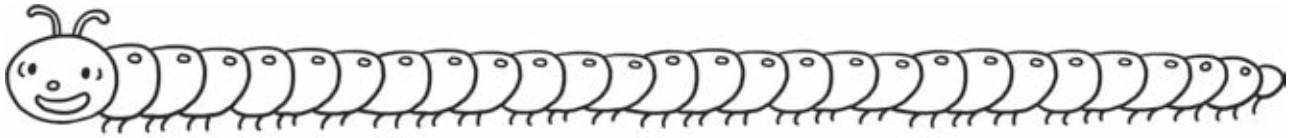


● shortest



Name: _____

Draw the shortest caterpillar.



Draw the longest straw.





Name: _____

Lesson 4 Ordering Things by Weight


Which is heavier? Circle.

Which is lighter? Colour.

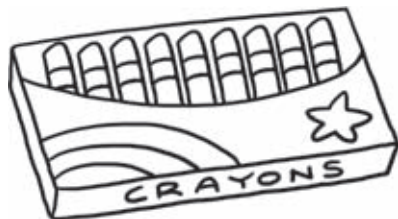
1



2




3




Name: _____


Look at the picture.
Which is heaviest? Circle.
Which is lightest? Make an X.



Read and circle.


1. The  is

lighter than
heavier than

 the  .

2. The  is

lighter than
heavier than

 the  .

© 2012 Marshall Cavendish International (Singapore) Private Limited. Copying is permitted; see page ii.