

Name: \_\_\_\_\_

CHAPTER  
**4**

# Counting and Numbers


## 0 to 10

### Lesson 1 Composing and Decomposing 5


Count and write the number in each group.

Then, circle the animal that is different in each group.


1




2



3




4



Name: \_\_\_\_\_


Draw a line to connect two clouds that add up to 5.




Name: \_\_\_\_\_

## Count and write.

1



and



is

2



and



is

3




and



is

4



and




is


Name: \_\_\_\_\_

**Draw more to make 5.**

1



2



3







© 2012 Marshall Cavendish International (Singapore) Private Limited. Copying is permitted; see page ii.

Name: \_\_\_\_\_

## Lesson 2 Counting and Ordering Up to 10

Draw one more , , and . Count.



- 1 There are \_\_\_\_\_ .
- 2 There are \_\_\_\_\_ .
- 3 There are \_\_\_\_\_ .

Name: \_\_\_\_\_

What comes next? Fill in the blanks.



0

1

2

\_\_\_\_\_

---



7

8

9

\_\_\_\_\_

---



3

4

5

\_\_\_\_\_

---



5

6


7

\_\_\_\_\_

© 2012 Marshall Cavendish International (Singapore) Private Limited. Copying is permitted; see page ii.

Name: \_\_\_\_\_


Count and match to the correct number.



•

•

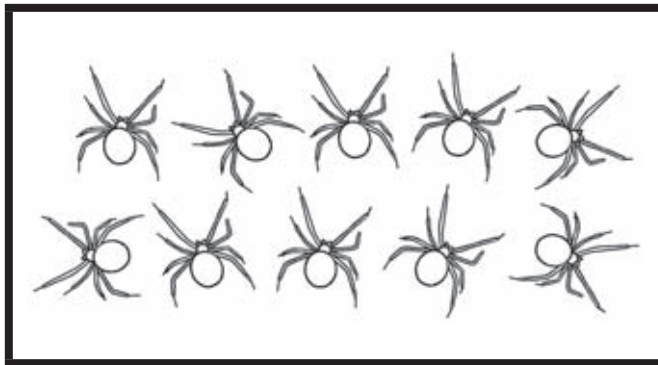
9



•

•


3



•

•

10



•

•

7

Name: \_\_\_\_\_

### Lesson 3 Using Your Fingers and Toes to Count On

## Who is showing 5 fingers? Color.

1



2



3



4



5



6



© 2012 Marshall Cavendish International (Singapore) Private Limited. Copying is permitted; see page ii.



Name: \_\_\_\_\_

### Count and write.

1



and



is



and

is

2



and



is



and

is

3



and



is



and


is

Name: \_\_\_\_\_

### Lesson 4 Same Number and More

## Which are the same? Color.

1



2



3





Name: \_\_\_\_\_

Which has more? Circle.



1



2




3



Name: \_\_\_\_\_

**How many more are needed? Count and write.  
Draw the missing objects.**


1



\_\_\_\_\_ more hats are needed.

---

2



\_\_\_\_\_ more saucers are needed.

---

3



\_\_\_\_\_ more ribbons are needed.

---

4




\_\_\_\_\_ more buttons are needed.

Name: \_\_\_\_\_

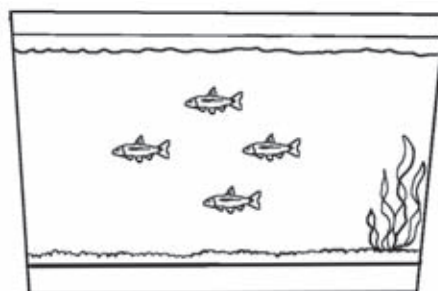
## Lesson 5 Fewer Than

Count and write. Then, ✓ the one with fewer.

1




Tank A





Tank B


There are \_\_\_\_\_  in Tank A.

There are \_\_\_\_\_  in Tank B.

2



Tray A




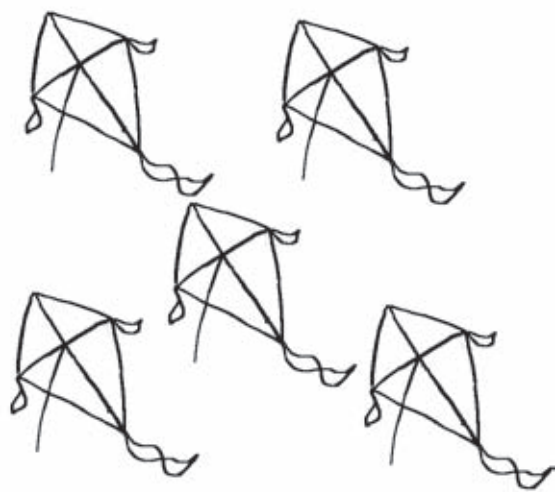
Tray B

There are \_\_\_\_\_  in Tray A.



There are \_\_\_\_\_  in Tray B.

Name: \_\_\_\_\_

**Draw fewer kites.**



**Draw more cups.**




© 2012 Marshall Cavendish International (Singapore) Private Limited. Copying is permitted; see page ii.

Name: \_\_\_\_\_


## Lesson 6 How Many in All?

Look at the picture.



How many ? \_\_\_\_\_


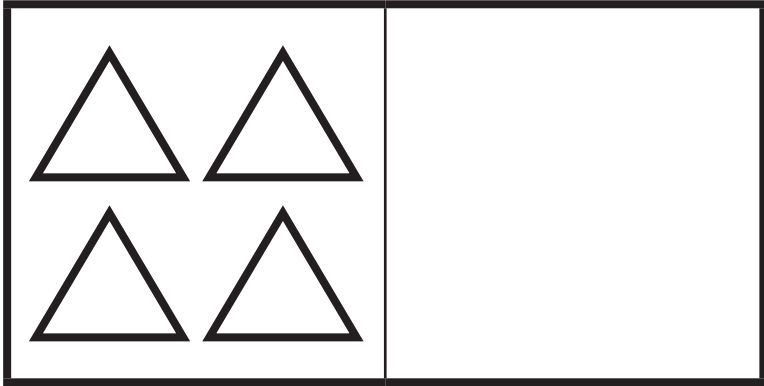
How many ? \_\_\_\_\_

How many ? \_\_\_\_\_



Name: \_\_\_\_\_

**Draw one more. How many are there in all?  
Count and write.**


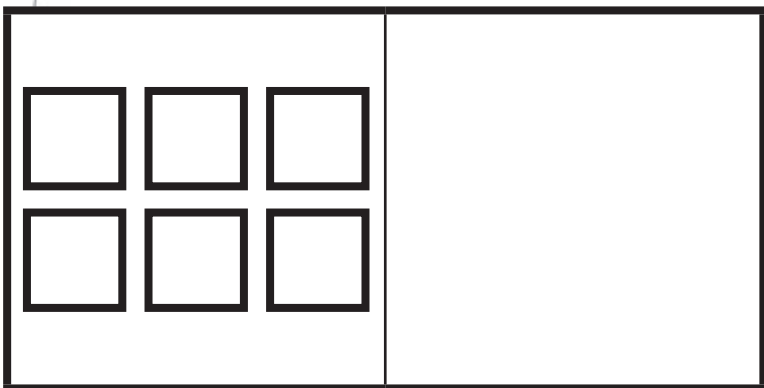
1



2



3



© 2012 Marshall Cavendish International (Singapore) Private Limited. Copying is permitted; see page ii.